

Graduate Admissions and Applications

Application Year

2017

2022

Academic Program

Math & Science (Division1_Name) + ...

Objective Group

All

URM

All

Gender

All

First Generation

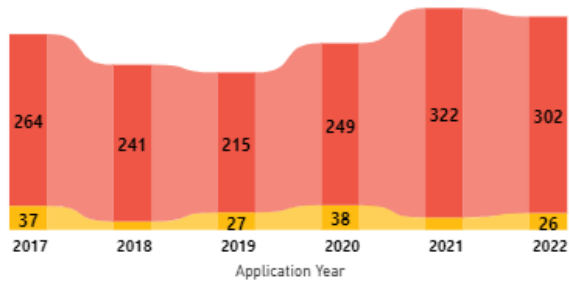
All

Citizenship

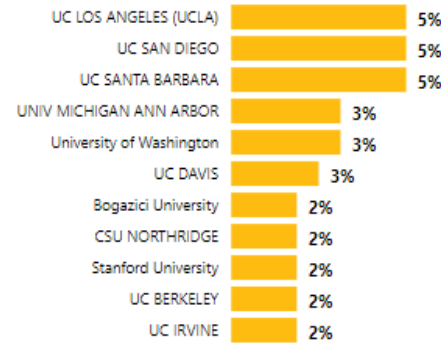
All

Admissions Count and Application Count by Application Year

● Admissions Count ● Application Count

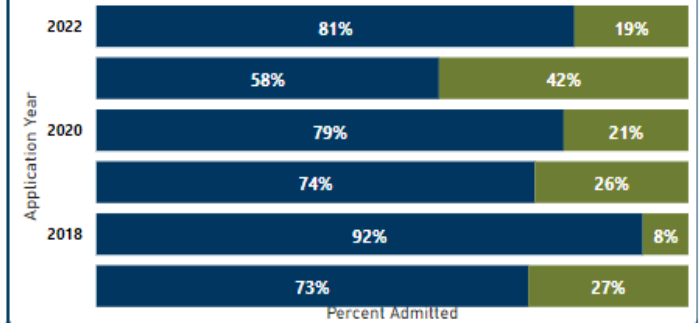


Top 10 Undergraduate Feeder School



Percent Admitted by Citizenship

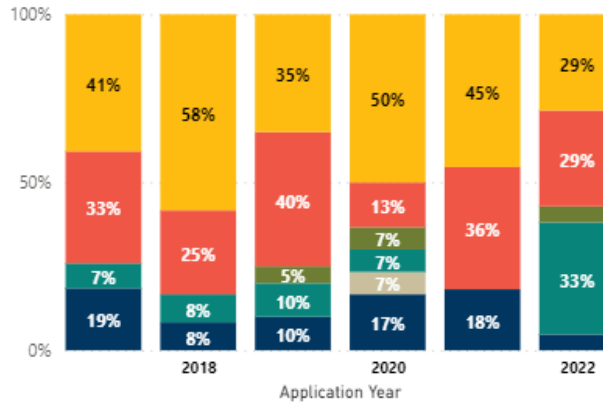
● Domestic ● International



Percent Admitted by Ethnicity

IPEDES Ethnicity

- American Indian or Alaska Native
- Asian or Pacific Islander
- Black non-Hispanic
- Hispanic
- Race/ethnicity unknown
- Two Or More Ethnicities
- White non-Hispanic



Percent Admitted by Gender

● Diverse Gender ● Female ● Male ● Unknown

